

Australian Ethical Australian Shares SMA Portfolio

Australian Ethical



Portfolio Profile - 31/10/2024

Australian Ethical is one of Australia's leading ethical fund managers. By investing responsibly in well-managed ethical companies, we deliver competitive financial performance to our clients and positive change to society and the environment. Since our inception in 1986, our Ethical Charter has guided all investment decisions and underpinned our business practices. Every year 10 per cent of our profits* are distributed to charitable organisations and social impact initiatives through The Australian Ethical Foundation.

Investment objective

Our Australian Shares SMA offers clients the opportunity to invest in a portfolio of Australian companies that aligns with their own values – we restrict companies that cause unnecessary harm to people, animals, society and the environment and seek out positive, future-building companies across healthcare, technology, utilities and finance. The Portfolio aims to exceed the return of the ASX200 Total Return Index after taking into account management expenses over a 7 year period.

Investment strategy

We apply ethical screening and fundamental investment analysis to give clients a responsible alternative to mainstream equity portfolios – all within the flexible and transparent structure of an SMA. Leveraging the team, process and 20 plus year track record* of our award-winning# Australian Shares Fund, it provides a concentrated portfolio of 15 to 30 holdings with a large cap bias, and is shaped by our Ethical Charter.

Portfolio facts

Benchmark:	S&P ASX 200
Asset class:	Australian equities
Inception date:	16/04/2020
Minimum investment timeframe:	7 Years
Typical number of stocks:	15-30
Risk level:	Very High

Fees

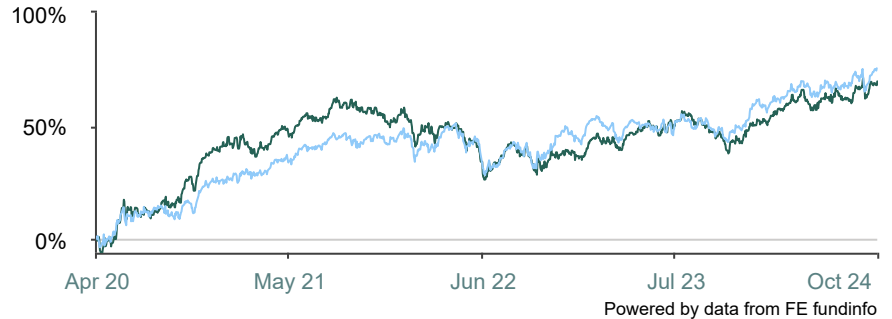
MER:	0.69%
Minimum initial investment:	\$25,000

*(after tax, before bonus expense)

Platform availability

- Hub 24
- Netwealth
- Praemium

Cumulative performance (as at 31/10/2024)



■ Australian Shares SMA Portfolio ■ S&P/ASX 200 Acc. Index

Performance (as at 31/10/2024)

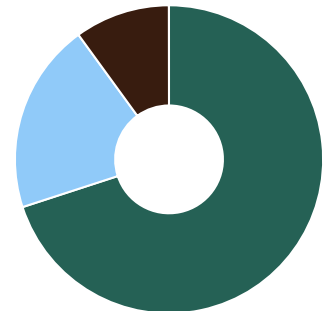
	1m	3m	6m	1y	3y	5y	10y	Since inception (ann.)
Portfolio*	-2.4%	-1.6%	4.3%	21.0%	2.4%	-	-	12.0%
S&P/ASX 200 Acc. Index	-1.3%	2.1%	8.4%	24.9%	8.0%	-	-	13.4%

*Based on gross performance before management fees.

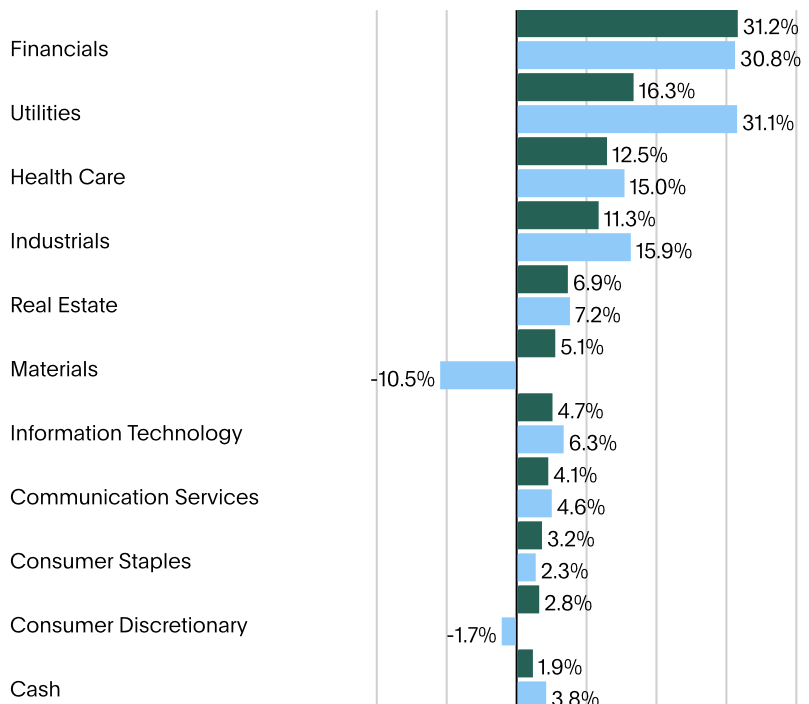
**Benchmark: S&P/ASX 200 Accumulation Index. Past performance is not a reliable indicator of future performance.

Asset allocation

■ ASX 100	71%
■ ASX 100 Equivalent	16%
■ ASX 200	8%
■ ASX 300	4%
■ Cash	1%



Sector Allocation



■ Portfolio ■ Benchmark

Top 5 holdings

Contact Energy Limited	6.8%
Suncorp Group Limited	5.8%
Mirvac Group	5.2%
Qube Holdings Ltd.	5.0%
Meridian Energy Limited	4.7%

Top 3 contributors to Portfolio return

Contact Energy	9.6%
Mercury	9.3%
Bank of Queensland	8.2%

Top 3 detractors from Portfolio return

Web Travel Group	-45.2%
Ora	-11.7%
Pexa	-8.0%

Portfolio activity

Additions to the Portfolio

None.

Removals from the Portfolio

None.

Ratings


RIAA

Certification:



Lonsec

rating:



Need Help?

Contact us Monday-Friday on:

T 1800 021 227

F 02 9252 1987

E investors@australianethical.com.au

W australianethical.com.au

Australian Ethical Investment Ltd

c/o Boardroom Pty Ltd

GPO Box 3993

Sydney NSW 2001

Australian Ethical Investment Ltd (ABN 47 003 188 930, AFSL 229949) is the Responsible Entity of the Australian Ethical managed funds. This information is of a general nature and is not intended to provide you with financial advice or take into account your personal objectives, financial situation or needs. Before acting on the information, consider its appropriateness to your circumstances and read the Financial Services Guide (FSG). You may wish to seek independent financial advice from a licensed financial adviser before making an investment decision. The performance of your investment in the Australian Ethical is not guaranteed; past performance is not a reliable indicator of future performance. The information contained in this document is believed to be accurate at the time of compilation. Where MSCI data is used, data is the property of MSCI. No use or distribution without written consent. Data provided "as is" without any warranties. MSCI assumes no liability for or in connection with the data. For full MSCI and RIAA disclaimer, please see <https://www.australianethical.com.au/sources/>