

Australian Ethical Diversified Shares Fund (Wholesale)

Fund Profile - 30 September 2024

Australian
Ethical



Australian Ethical is one of Australia's leading ethical fund managers. By investing responsibly in well-managed ethical companies, we deliver competitive financial performance to our clients and positive change to society and the environment. Since our inception in 1986, our Ethical Charter has guided all investment decisions and underpinned our business practices. Every year 10 per cent of our profits* are distributed to charitable organisations and social impact initiatives through The Australian Ethical Foundation.

Investment objective

To provide long-term growth through investment in listed companies on Australian and international stock exchanges that meet our Ethical Criteria. The Fund aims to track the blended index, before taking into account fees and expenses over a 7 year period.

Price information

Pricing frequency: Daily

Buy/Sell spread: 0.05%/0.05%

Fund facts

Fund size: \$310.09m

Benchmark: Australian Ethical Diversified Shares Composite

Asset class: Equity

Inception date: 23/01/2012

Minimum investment timeframe: 7 Years

Risk level: High

Identifiers

ISIN code: AU60AUG00192

APIR code: AUG0019AU

Distributions

Frequency: 2

Dates: 30/06, 31/12

Fees

Management costs - PDS: 0.95%

Minimum initial investment: \$25,000

Additional transactional and operational costs: 0.00%

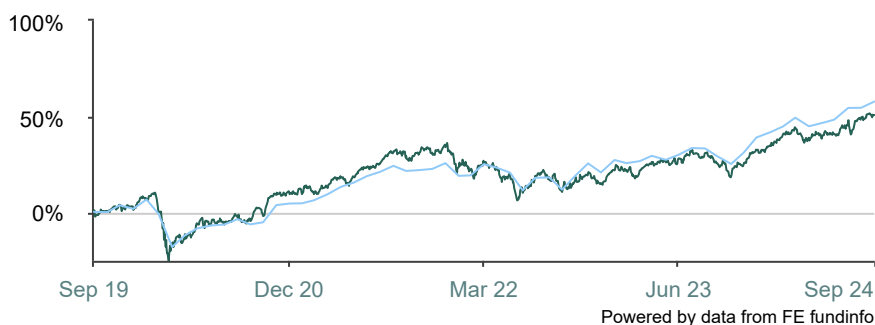
A full explanation of all the fees and costs that you may be charged for investing in the Fund is provided in the Fund's Product Disclosure Statements available from our website australianethical.com.au

*(after tax, before bonus expense)

Investment strategy

The opportunity to invest in a diversified share portfolio of Australian and international companies on the basis of their social, environmental and financial credentials. Generally, all Australian investments will have a market capitalisation greater than the 200th ranked stock listed on the ASX. The Fund has a low level of turnover and aims to be fully invested at all times.

Cumulative performance (as at 30/09/2024)



■ Australian Ethical Diversified Shares
■ Benchmark

Performance (as at 30/09/2024)

| | 1m | 3m | 6m | 1y | 3y | 5y | 10y | Since inception (ann.) |
|-----------|------|------|------|-------|------|------|------|------------------------|
| Fund | 0.9% | 7.0% | 4.5% | 20.2% | 5.2% | 8.5% | 9.8% | 12.2% |
| Benchmark | 2.1% | 6.4% | 5.6% | 22.2% | 9.1% | 9.5% | 9.9% | 12.6% |

Calendar Performance (as at end 2023)

| | CY2023 | CY2022 | CY2021 | CY2020 | CY2019 |
|-----------|--------|--------|--------|--------|--------|
| Fund | 15.1% | -14.0% | 22.6% | 8.2% | 23.9% |
| Benchmark | 15.1% | -3.9% | 20.3% | 2.7% | 24.7% |

Source: FE fundinfo.

Total returns are calculated using the sell (exit) price, net of management fees and gross of tax as if distributions of income have been reinvested at the actual distribution reinvestment price. The actual returns received by an investor will depend on the timing, buy and exit prices of individual transactions. Return of capital and the performance of your investment in the fund are not guaranteed. Past performance is not a reliable indicator of future performance. Figures showing a period of less than one year have not been adjusted to show an annual total return. Figures for periods of greater than one year are on a per annum compound basis. The current benchmark may not have been the benchmark over all periods shown in the above chart and tables. The calculation of the benchmark performance links the performance of previous benchmarks and the current benchmark over the relevant time periods.

Australian Ethical Diversified Shares Fund (Wholesale)

Fund Profile - 30 September 2024

Australian
Ethical



Top 10

| | |
|--|------|
| COMMONWEALTH BANK OF AUSTRALIA | 4.2% |
| WESTPAC BANKING CORPORATION ORD F/PD SHARES | 2.3% |
| NATIONAL AUSTRALIA BANK | 2.0% |
| MACQUARIE GROUP LTD | 2.0% |
| CSL LIMITED | 1.9% |
| GOODMAN GROUP | 1.8% |
| WESFARMERS LIMITED ORD FULLY PAID SHARES | 1.7% |
| TELSTRA GROUP LIMITED | 1.5% |
| BRAMBLES LIMITED ORDINARY FULLY PAID | 1.4% |
| WOOLWORTHS GROUP LIMITED | 1.3% |

Ratings and awards

RIAA

Certification:



CERTIFIED BY RIAA

Why invest ethically?

Portfolio diversification: Diversify your portfolio by investing in companies and sectors not well covered by other fund managers and brokers. **Help build a better world:** Invest in the new, low-carbon economy, fund medical and technology breakthroughs, efficient transport and more. **Promote human rights:** We strive to avoid any investment in companies involved in the poor treatment of asylum seekers or the exploitation of workers through poor working conditions.

Need Help?

Contact us Monday-Friday on:

T 1800 021 227

F 02 9252 1987

E investors@australianethical.com.au

W australianethical.com.au

Australian Ethical Investment Ltd

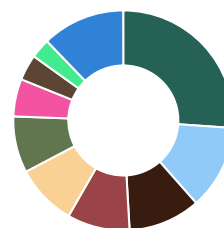
c/o Boardroom Pty Ltd

GPO Box 3993

Sydney NSW 2001

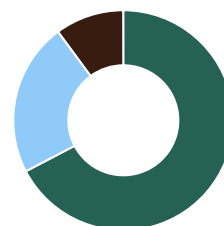
Sector allocation

| | |
|------------------------|-------|
| Financials | 26.1% |
| Information Technology | 12.4% |
| Industrials | 10.6% |
| Health Care | 9.2% |
| Real Estate | 9.0% |
| Communication Services | 8.3% |
| Consumer Discretionary | 5.5% |
| Materials | 3.8% |
| Consumer Staples | 2.9% |
| Other | 12.2% |



Asset allocation

| | |
|------------------------|-------|
| Australian & NZ Shares | 67.4% |
| International Shares | 22.6% |
| Cash | 10.1% |



Commentary

The Diversified Share Fund returned +7.0% (Wholesale) over the quarter (Retail fund returned 6.9%), outperforming the benchmark (75% S&P/ASX 200 Accum Index / 25% MSCI World ex Aus Index) which returned +6.4%.

The domestic portfolio (75% of the total fund) increased by 8.5% versus its benchmark ASX200 which increased by 7.8%, resulting in outperformance of +0.5% (before fees). The international portfolio increased by 3.6%, outperforming its benchmark (the MSCI World ex-Australia) by +1.3%.

(see separate commentary for International Shares Fund below).

In the domestic portfolio, the zero exposure to the Energy sector positively contributed to outperformance. The overweight exposure to the Real Estate sector was also a positive contributor as stocks benefited from attempts to position ahead of the rate cutting cycle. The underweight exposure to Materials negatively contributed to performance, as the sector rallied following PBOC announcing a raft of measures to stimulate the flagging Chinese economy and revive the housing sector.

Australian Ethical Investment Ltd (ABN 47 003 188 930, AFSL 229949) is the Responsible Entity of the Australian Ethical managed funds. This information is of a general nature and is not intended to provide you with financial advice or take into account your personal objectives, financial situation or needs. Before acting on the information, consider its appropriateness to your circumstances and read the Financial Services Guide (FSG) and relevant product disclosure statement (PDS) and target market determination (TMD) available at www.australianethical.com.au/managedfunds/pds. You may wish to seek independent financial advice from a licensed financial adviser before making an investment decision. The performance of your investment in the Australian Ethical is not guaranteed; past performance is not a reliable indicator of future performance. The information contained in this document is believed to be accurate at the time of compilation. Where MSCI data is used, data is the property of MSCI. No use or distribution without written consent. Data provided "as is" without any warranties. MSCI assumes no liability for or in connection with the data. For full MSCI and RIAA disclaimer, please see <https://www.australianethical.com.au/sources/>